

AC Surge Protective Device

- Innovative tripping and breaking technology.
- Pressing the contacts on both sides of the module can be easily plugged and unplugged, and can be replaced without interrupting the system operation.
- Preventing the spread of overvoltages in electrical installations and protecting connected equipment, it typically utilizes metal oxide varistor (MOV) technology and is characterized by an 8/20 μ s current wave.



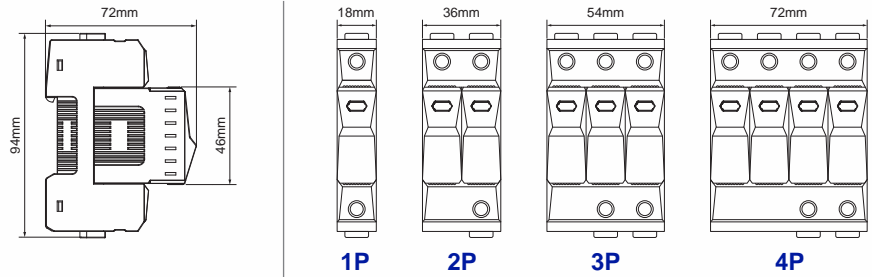
Specifications

Model	K2040MT
SPD according to EN 61643-11 / IEC 61643-11	Type 2 / Class II / T2
Max. continuous operating voltage (a.c.)(Uc)	280V
Nominal discharge current (8/20 μ s)(In)	20kA
Max. discharge current (8/20 μ s)(Imax)	40kA
Total lightning current (8/20 μ s) L1/N PE (Imax)	1P: 40A, 2P: 80kA, 3P: 120kA, 4P: 160kA
Voltage protection level (Up)	≤ 1.3 kV
Response time (ta)	25ns
Operating temperature range (Tu)	-40°C ~ +80°C
Operating state / fault indication	Green: normal, Red: invalid
Number of ports	1
For mounting on	35mm DIN rails acc. to EN 60715
Place of installation	indoor installation
Degree of protection	IP20
Weight	1P: 100g, 2P: 200g, 3P: 300g, 4P: 400g

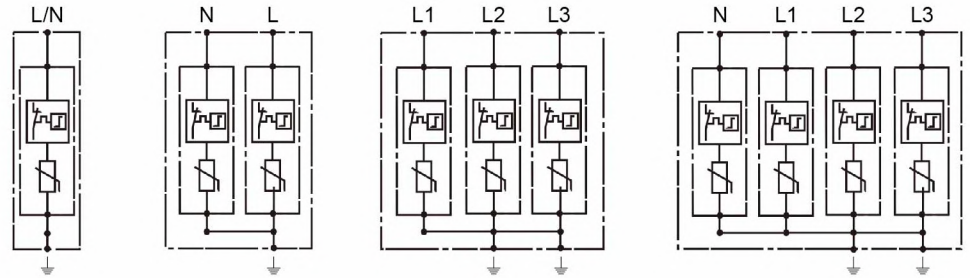


Model	K2040MT-Module
Max. continuous operating voltage (a.c.)(Uc)	280V
Nominal discharge current (8/20 μ s)(In)	20kA
Max. discharge current (8/20 μ s)(Imax)	40kA
Voltage protection level (Up)	≤ 1.3 kV

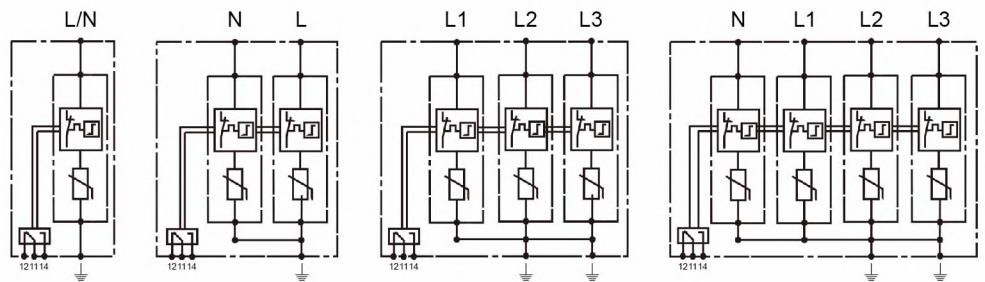
Dimension



Circuit Diagram

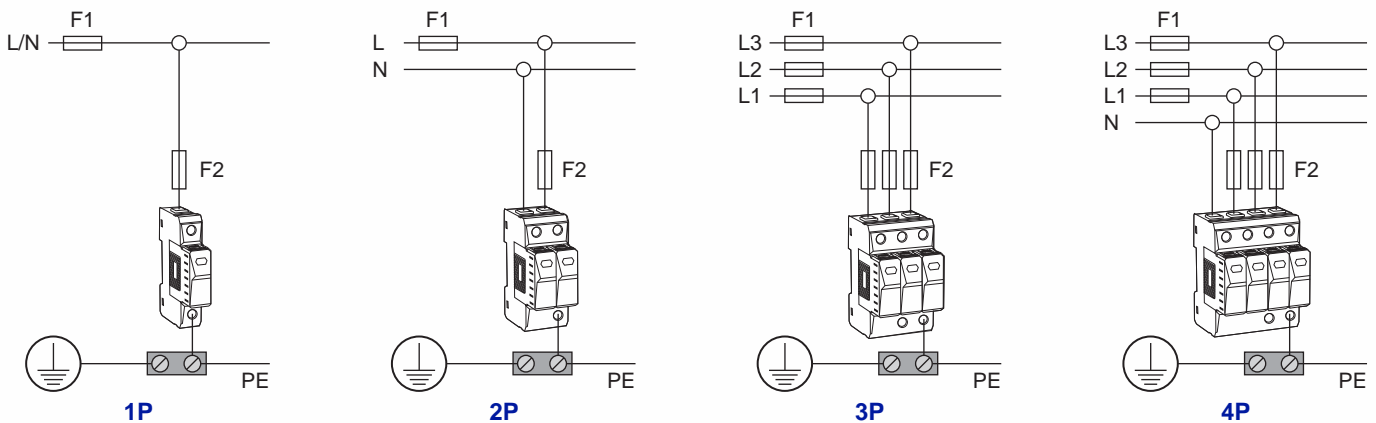


basic circuit diagram

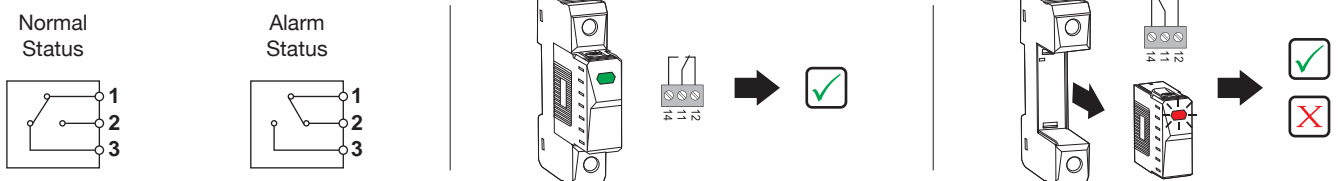


with remote signal terminal

Standard Wiring



Accessories Remote Signal Terminal



*The information above is subject to change at any time without notice.